


**Install guide for (2014-2021 Jeep Cherokee GPS Navigation 8.4 4C NAV UAQ Radio
With Apple CarPlay / Android Auto)**

Before you begin, make sure to checkout our install video. We spend a good amount of time getting these videos just right so that they will be a helpful guide.

Part lists

- UAQ 8.4" Radio (C-UAQ-i)
- 8.4" Bezel (C-BEZ-KL)
- HVAC Module (C-MODHVAC-KL-HAA)
- USB Hub (C-HUB-KL)



Tools required for installation, socket sizes & whatnot.

- Light Source
- Pry Tool
- Flathead Screwdriver
- 7mm Wrench/Socket
- 5.5mm Wrench/Socket

Skill Level: 3

Time Investment: 2-3 hours



Step 1: To start, let's install the new USB hub that is needed for the carplay feature to work on the new radio. Take your pry tool and pop out the trim panel. It is only held in with two retainer clips.



Step 2: Next remove the trim panel from around the gear shifter. You don't need to fully remove the panel. Put the emergency brake on then put the vehicle into drive so you have enough room to get to the rear of the factory USB hub.



Step 3: Disconnect the factory USB hub connections.



Step 4: Squeeze the plastic tabs holding the factory USB hub in place. Once removed, place factory USB hub off to the side as it is no longer used.



Step 5: Slide the new USB hub into place, you'll hear the plastic tabs snap into place.



Step 6: Plug in the USB hub and the 12 volt outlet. Black USB connector goes on top as the gray USB connector goes on the bottom.



Step 7: Reinstall the gear shifter panel as well as the trim panel we first removed.



Step 8: Use your pry tool or just your hands to pull the HVAC controls free. They are only held in with retainer clips.




Step 9: With the HVAC controls removed, you'll see two 7mm screws to remove from the radio bezel.



Step 10: The radio bezel is now only held in with retainer clips. With a firm pull or using your pry tool, free the radio bezel.



Step 11: Lean the radio bezel toward yourself to gain access to the Hazard button connector. Disconnect the hazard button and place bezel off to the side. Be careful to NOT scratch your bezel by placing it face down.



Step 12: Remove the four 7mm screws from around the factory radio.



Step 13: Lean the radio forward and disconnect the rear connections.


Note: Take a picture of the connections for your reference.



Step 14: With the radio removed, you will have access to the factory HVAC module. There are three 5.5mm screws holding the factory HVAC module in place. Remove all three, swap to the new HVAC module then resecure with the same three 5.5mm screws.



Step 15: Take the new UAQ and plug in all the connections that were originally plugged into your factory radio.



Step 16: Secure new UAQ in place with the same four 7mm screws that held in the factory radio.



Step 17: Next take the radio bezel and plug in the hazard button back in.



Step 18: Push the radio bezel back into place. You'll hear the retainer clips engage to secure the bezel in place.



Step 19: Reinstall the two 7mm screws to secure radio bezel in place.

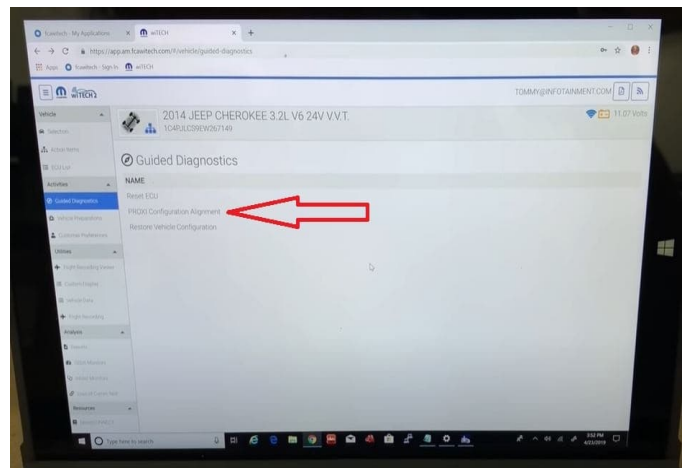


Step 20: Reinstall the HVAC controls. They are only held in with retainer clips. Firmly push till you hear the retainer clips engage.



Step 21: Now the radio is installed you'll need to go to a dealership to get a proxi alignment done on the vehicle to force the Fiat based Cherokee to accept the new radio.

Note: Till the proxi alignment is done correctly the radio will not fully work. The level of how much it works is random. Once the proxi alignment is done the vehicle still needs 24-48 hours to acclimate.



Step 22: Once the proxi alignment is done correctly and you have waited the 24-48 hours for acclimation then you can play with the new radio upgrade.



Step 23: Thank you for your purchase! Enjoy the upgrade!



Return Policy/Warranty Terms

Infotainment.com 30-Day Return Policy:

Infotainment.com offers hassle free returns within 30 days from the date-of-delivery for a full refund unless otherwise stated on the product advertisement (such as a custom or special order item). The customer may choose to cancel their order prior to shipping or fulfillment without penalty. If the customer's order or package sustained physical damage it must be reported to Infotainment.com within 7 days of arrival. A 15% restock fee will apply to all returns unless the returned item(s) have been deemed defective by Infotainment.com after full inspection, in this case a restocking fee will not be assessed.

To initiate a return, the customer is required to contact the customer service department by phone, live chat, or via the online ticket system at anytime within 30 days from the date-of-delivery. The representative will issue a Return Merchandise Authorization (RMA) number, which is required to process your return. A copy of a completed RMA form must be included with the return shipment to expedite the process. The return must be shipped within 7 days of the RMA issuance. Infotainment.com reserves the right to refuse any package returned to them without authorization or process could be delayed over 30 days.

Customers are responsible for all return shipping charges unless they receive the wrong product or a defective item. It is recommended that the customer utilizes signature confirmation and/or insurance when shipping an item to Infotainment.com.

Infotainment.com will not be responsible for lost or damaged packages. Only the signature of an Infotainment.com employee will suffice as proof of delivery. A pre-paid return shipping label may be requested by the customer (located within the continental U.S) at the cost of \$15.00 to be deducted from the total refund amount. Customers located outside the United States will be responsible for all incurred shipping charges and customs duty/tax fees to or from Infotainment.com.

Returns will be processed within ten (10) business days of receipt (not including weekends, holidays, and the day the package is delivered). Refunds will be issued back to the original form of payment. If the original form of payment is no longer valid the refund will be issued as store credit. Infotainment.com reserves the right to reject or impose additional charges for replacement of a return if there is damage, missing



DISCOVER YOUR VEHICLE'S POTENTIAL

components, excessive use/wear, a different serial number from when originally shipped, etc. If the customer's return has not been processed within 3 weeks of arrival the customer is advised to contact the customer service department for an update. This return policy is null & void if product(s) have been tampered with or modified. Infotainment.com is not responsible for professional fees related to installation, removal or re-installation of any product. Infotainment.com reserves the right to change or amend the return policy and procedures at any time without notification.

Infotainment.com Retail 90-Day Warranty Policy:

Infotainment.com offers hassle free technical support and warranty claims on all products within 90 days from the date-of-delivery. Physical damage to an item received must be reported within 7 days of arrival.

To initiate a warranty claim, the customer is required to contact the customer service department by phone, live chat, or via the online ticket system at anytime within 90 days from the date-of-delivery. The representative will assist the customer with technical support and step-by-step troubleshooting procedures to resolve any issue or concern. If it is determined that the product(s) must be sent back for repair or exchange the representative will issue a Return Merchandise Authorization (RMA) number, which is required to process the warranty claim. A copy of a completed RMA form must be included with the return shipment to expedite the process. The item(s) must be shipped within 7 days of the RMA issuance. Infotainment.com reserves the right to refuse any package returned to them without authorization or process could be delayed over 30 days.

A pre-paid return shipping label will be issued by the customer service representative for customers located within the continental U.S. only. Customers located outside the U.S. will be responsible for all incurred shipping charges and customs duty/tax fees to or from Infotainment.com. Customers are fully responsible to ensure the item(s) are packaged securely to prevent damage in shipping transit. Infotainment.com will not be responsible for damaged item(s) due to poor packaging.

Warranty claims will be processed within five (5) business days of receipt (not including weekends, holidays, and the day the package is delivered). An Infotainment.com technician reserves the right to determine whether the troubled product requires a simple repair or a full replacement. Once the issue is resolved, a tracking number will be immediately provided to the customer when the repaired or replacement item is shipped



DISCOVER YOUR VEHICLE'S POTENTIAL

therefore ending the warranty claim. Infotainment.com reserves the right to reject or impose additional charges for warranty claims if there is damage, missing components, excessive use/wear, a different serial number from when originally shipped, etc. Infotainment.com will allow up to two (2) claims per order before it is determined the item(s) will not work in the customer's vehicle. If the customer's warranty claim has not been processed within 3 weeks of arrival the customer is advised to contact the customer service department for an update.

This warranty policy is null & void if product(s) have been tampered with or modified. Infotainment.com is not responsible for professional fees related to installation, removal or re-installation of any product. Infotainment.com reserves the right to change or amend the warranty policy and procedures at any time without notification.

Infotainment.com Extended 1-Year Warranty Policy:

Infotainment.com offers hassle free technical support and warranty claims on all products within 1 year from the date-of-delivery to retail customers who opt for the extended warranty coverage upon checkout. This policy also applies to all registered Infotainment.com wholesale accounts. Furthermore, franchise automobile dealers are granted additional coverage for their customers to match the vehicle's 3 year / 36,000 mile bumper-to-bumper manufacturer's warranty.

To initiate a warranty claim, the customer is required to contact the customer service department by phone, live chat, or via the online ticket system at anytime within 1 year from the date-of-delivery. The representative will assist the customer with technical support and step-by-step troubleshooting procedures to resolve any issue or concern. If it is determined that the product(s) must be sent back for repair or exchange the representative will issue a Return Merchandise Authorization (RMA) number, which is required to process the warranty claim. A copy of a completed RMA form must be included with the return shipment to expedite the process. The item(s) must be shipped within 7 days of the RMA issuance. Infotainment.com reserves the right to refuse any package returned to them without authorization or process could be delayed over 30 days.

A pre-paid return shipping label will be issued by the customer service representative for customers located within the continental U.S. only. Customers located outside the U.S. will be responsible for all incurred shipping charges and customs duty/tax fees to or from Infotainment.com. Customers are fully responsible to ensure the item(s) are



packaged securely to prevent damage in shipping transit. Infotainment.com will not be responsible for damaged item(s) due to poor packaging.

Warranty claims will be processed within five (5) business days of receipt (not including weekends, holidays, and the day the package is delivered). An Infotainment.com technician reserves the right to determine whether the troubled product requires a simple repair or a full replacement. Once the issue is resolved, a tracking number will be immediately provided to the customer when the repaired or replacement item is shipped therefore ending the warranty claim. Infotainment.com reserves the right to reject or impose additional charges for warranty claims if there is damage, missing components, excessive use/wear, a different serial number from when originally shipped, etc. Infotainment.com will allow up to two (2) claims per order before it is determined the item(s) will not work in the customer's vehicle. If the customer's warranty claim has not been processed within 3 weeks of arrival the customer is advised to contact the customer service department for an update.

This warranty policy is null & void if product(s) have been tampered with or modified. Infotainment.com is not responsible for professional fees related to installation, removal or re-installation of any product. Infotainment.com reserves the right to change or amend the warranty policy and procedures at any time without notification.