

PART #	DESCRIPTION
56107	2016-UP TACOMA LCA SKID PLATE KIT

COMPONENTS INCLUDED	
(1) 154028 16+ TACO LCA SKID PLATE (DRVR) (1) 154029 16+ TACO LCA SKID PLATE (PASS)	(1) 56107H 16+ TACO SKID PLATE HARDWARE KIT
HARDWARE INCLUDED	
56107H HARDWARE KIT	
(8) 150109 WASHER 1.25 X .395 X .125 (2) 159008 S2 STEERING STOPS (4) 605122 3/8-16 LOCK NUT (2) 605124 3/8-16 NYLOCK NUT	(4) 605133 3/8 FLAT WASHER (2) 605153 3/8-16 X 3.0 CARRIAGE BOLT (2) 605154 3/8-16 X 3.5 CARRIAGE BOLT (2) 605157 3/8-16 X 2.25 CARRIAGE BOLT
TOOLS REQUIRED	
DRILL 1/2" DRILL BIT	9/16" SOCKET / WRENCH TORQUE WRENCH WELDER (FOR S2 INSTALL ONLY)
TECH NOTES	
<p>1. (56107) DOES NOT FIT VEHICLES EQUIPPED WITH KDSS.</p> <p>2. CYCLE STEERING LEFT TO RIGHT AND MAKE SURE THE BRAKE LINE AND BRAKE CALIPER CLEAR AT BOTH EXTREMES. DURING DEVELOPMENT ICON FOUND THAT THE FACTORY STEERING RACK WAS THE STEERING'S LIMITING FACTOR AND NOT THE STEERING STOPS ON THE KNUCKLES. IF YOUR VEHICLE IS NOT STOPPING WHEN TURNED TO EITHER EXTREME LEFT OR RIGHT ON THE KNUCKLES, OR YOU HAVE CLEARANCE ISSUES AT MAXIMUM STEERING ANGLE WITH THE CALIPER OR BRAKE LINE, INSTALL THE SUPPLIED STOPS.</p>	



WARNING!
<p><b>** READ ALL INSTRUCTIONS THOROUGHLY FROM START TO FINISH BEFORE BEGINNING INSTALLATION! IF THESE INSTRUCTIONS ARE NOT PROPERLY FOLLOWED SEVERE FRAME, SUSPENSION AND TIRE DAMAGE MAY RESULT TO THE VEHICLE!</b></p> <p><b>** ICON VEHICLE DYNAMICS RECOMMENDS THAT YOU EXERCISE EXTREME CAUTION WHEN WORKING UNDER A VEHICLE THAT IS SUPPORTED WITH JACK STANDS.</b></p> <p><b>** ICON VEHICLE DYNAMICS RECOMMENDS ALL INSTALLTION TO BE PERFORMED BY A PROFESSIONAL SHOP/SERVICE TECHNICIAN. PRODUCT FAILURE CAUSED BY IMPROPER INSTALLATION WILL NOT BE COVERED UNDER ICON'S WARRANTY POLICY.</b></p>

## INSTALLATION

**1.** Using a properly rated jack, raise the front of the vehicle and support the frame rails with jack stands. Ensure the jack stands are secure and set properly before lowering the jack. NEVER WORK UNDER AN UNSUPPORTED VEHICLE.

**2.** Locate 3 holes on the bottom side of the lower control arm. Drill hole closest to wheel to 1/2" diameter. [FIGURE 1]

FIG.1



**3.** Use paint to touch up any exposed metal from drilling to avoid corrosion.

**4.** Attach skid plate to lower control arm and insert carriage bolts loosely. Insert the (605157) carriage bolt in the hole near the ball joint. Insert the (605153) carriage bolt in the hole at the front of vehicle. The remaining (605154) carriage bolt goes in the hole toward the rear of vehicle.

**5.** The large washers (150109) go on top of arms first. The two inner bolts use a 3/8" flat washer (605133) and metal locking nut (605122). The outer hole closest to the tire uses a large washer (150109) and a thin nylock nut (605124). [Torque to 26 ft-lbs]

**6.** Depending on the extended shock length and the CV boot, slight sanding may be required on outer bolt (at end of threads) for CV boot clearance at full droop. [FIGURE 2]

**FIG.2**




**7.** Repeat steps 2-6 on opposite side.

**8.** Remove jack stands and lower vehicle back to the ground.


**9.** Cycle steering left to right and make sure the brake line and caliper clear at both extremes. During development icon found that the factory steering rack was the steering limiter and not the steering stops on the knuckles. If your vehicle is not stopping when turned to either extreme left or right on the knuckles or you have clearance issues at max steer angle with caliper or brake line interference, install the supplied stops. [FIGURE 3]

**FIG.3**



***VERIFY ALL FASTENERS ARE PROPERLY TORQUED BEFORE DRIVING VEHICLE.***

***RETORQUE ALL NUTS, BOLTS AND LUGS AFTER 100 MILES AND PERIODICALLY THEREAFTER.***



## **ICON VEHICLE DYNAMICS LIMITED LIFETIME WARRANTY**

ICON Vehicle Dynamics warrants to the original retail purchaser who owns the vehicle on which the product was originally installed. ICON Vehicle Dynamics does not warrant the product for finish, alterations, modifications and/or installation contrary to ICON Vehicle Dynamics instructions. ICON Vehicle Dynamics products are not designed, nor are they intended to be installed on vehicles used in race applications, for racing purposes or for similar activities. (A "race" is defined as any contest between two or more vehicles, or a contest of one or more vehicles against the clock, whether or not such contest is for a prize). This warranty does not include coverage for police or taxi vehicles, race vehicles, or vehicles used for government or commercial purposes. Also excluded from this warranty are sales outside of the United States of America and Canada.

ICON Vehicle Dynamics' obligation under this warranty is limited to the repair or replacement, at ICON Vehicle Dynamics' discretion, of the defective product. Any and all costs of removal, installation or re-installation, freight charges and incidental or consequential damages are expressly excluded from this warranty. Items that are subject to wear are not considered defective when worn and are not covered.

ICON Vehicle Dynamics components must be installed as a complete kit as shown in our current application guide. Any substitutions or exemptions of required components will immediately void the warranty. Some finish damage may happen to parts during shipping and is not covered under warranty.

This warranty is expressly in lieu of all other warranties expressed or implied. This warranty shall not apply to any product that has been improperly installed, modified or customized subject to accident, negligence, abuse or misuse.

## **ICON VEHICLE DYNAMICS**

PERFORMANCE SUSPENSION SYSTEMS AND SHOCK ABSORBERS

7929 Lincoln Ave. Riverside, CA 92504 Phone: 951.689.ICON Fax: 951.689.1016  
[www.iconvehicledynamics.com](http://www.iconvehicledynamics.com)



**FOLLOW US ON FACEBOOK!**



PART #	DESCRIPTION
59906P	S2 FRONT 2.5 OMEGA RR PAIR


COMPONENTS INCLUDED	
(1) 154961D S2 OMEGA RR SECONDARY (DRVR) (1) 154961P S2 OMEGA RR SECONDARY (PASS)	(1) 59706H TOYOTA S2 HARDWARE KIT
HARDWARE INCLUDED	
59706H HARDWARE KIT	
(2) 250002 7.50 UNIVERSAL RESI MT PLATE (2) 605101 3/8-16 X 1.000 BOLT (2) 605122 3/8-16 C-LOCK NUT	(4) 605133 3/8 SAE FLAT WASHER (4) 605926-BLK 5-1/2 X 0.14 NYLON CABLE TIE (1) 611051 #40 2 1/16-3" HOSE CLAMP KIT
611051 HARDWARE KIT	
(4) 605931 1/2 X 2 1/16 - 3" ID #40 SS HOSE CLAMP	
TOOLS REQUIRED	
3/4" SOCKET / WRENCH	9/16" SOCKET / WRENCH
TECH NOTES	
<p>1. REQUIRES USE OF ICON S2 SHOCK HOOP KIT (56102).</p> <p>2. YOUR ICON SHOCK ASSEMBLIES COME FACTORY CHARGED TO 250 PSI. RELEASING NITROGEN PRESSURE MAY LEAD TO SHOCK MALFUNCTION AND REDUCED RIDE QUALITY. FAILURE CAUSED BY LOW NITROGEN PRESSURE IS NOT COVERED UNDER ICON'S WARRANTY POLICY.</p>	



WARNING!
<p><b>** READ ALL INSTRUCTIONS THOROUGHLY FROM START TO FINISH BEFORE BEGINNING INSTALLATION! IF THESE INSTRUCTIONS ARE NOT PROPERLY FOLLOWED SEVERE FRAME, SUSPENSION AND TIRE DAMAGE MAY RESULT TO THE VEHICLE!</b></p> <p><b>** ICON VEHICLE DYNAMICS RECOMMENDS THAT YOU EXERCISE EXTREME CAUTION WHEN WORKING UNDER A VEHICLE THAT IS SUPPORTED WITH JACK STANDS.</b></p> <p><b>** ICON VEHICLE DYNAMICS RECOMMENDS ALL INSTALLTION TO BE PERFORMED BY A PROFESSIONAL SHOP/SERVICE TECHNICIAN. PRODUCT FAILURE CAUSED BY IMPROPER INSTALLATION WILL NOT BE COVERED UNDER ICON'S WARRANTY POLICY.</b></p>

## INSTALLATION

REFER TO ICON (56102) 07-UP FJ/03-UP 4RUNNER/05-UP TACOMA S2 SHOCK HOOP KIT FOR FULL INSTALLATION INSTRUCTIONS.





## 2.5 VS SERIES SHOCK & COILOVER TECHNICAL INFORMATION

### MAINTENANCE

ICON shock absorbers are a high quality rebuildable race style shock absorber designed for optimal performance. With a unit of this caliber on your vehicle, routine maintenance is required to keep them looking and operating in like new condition. Residual oil and assembly lube may be present at all seal paths from the factory out of the box and is considered normal. Pooling of oil however is not acceptable at any time and one should contact the ICON dealer where purchased.

**BELOW ARE GUIDELINES BASED ON HOW YOU USE YOUR VEHICLE BUT YOUR MILEAGE MAY VARY:**

#### **STREET USE:**

- Send in for factory servicing every 40,000 miles or if a leak develops, ride quality decreases, or they begin to make excessive noise.
- Remove any buildup of road salt, mud, or debris from shocks and coil springs anytime accrued
- Clean with mild soap and water with each oil change or anytime you notice build up.
- Wax the cylinders yearly with automotive wax to prevent corrosion.
- Check nitrogen pressure yearly. (252004 charge needle assembly available at any ICON distributor)
- Check bearings for excessive wear yearly.
- DO NOT apply any type of lube to the upper and lower bearings.

#### **STREET/DIRT:**

- Send in for factory servicing every 15,000 miles or if a leak develops, ride quality decreases, or they begin to make excessive noise.
- Clean with mild soap and water with each oil change, offroad trip, or anytime you notice build up.
- Wax the cylinders yearly with automotive wax to prevent corrosion.
- Check nitrogen pressure each dirt outing. (252004 charge needle assembly available at any ICON distributor)
- Check bearings for excessive wear yearly.
- DO NOT apply any type of lube to the upper and lower bearings.

#### **DIRT USE:**

- Send in for factory servicing every 1,000 miles.
- Check nitrogen pressure each outing. (252004 charge needle assembly available at any ICON distributor)
- Remove any buildup of mud or debris from shocks and coil springs after every outing.

#### **SELF-SERVICE:**

- Contact ICON for service kits & tools at (951) 689-4266.

### PRODUCT REGISTRATION

Please visit: <http://www.iconvehicledynamics.com/tech-support/registration/> to register your product.

### ICON VEHICLE DYNAMICS SHOCK ABSORBER WARRANTY

This shock absorber has a 1 year warranty against any manufacturer's defects. If a shock fails within the initial year of ownership, the shock must be shipped to ICON Vehicle Dynamics for inspection and service. If a shock is inspected and it has been determined the shock failed due to neglect, damage caused by improper installation or any other reason besides "normal wear and tear", the owner of said shock is responsible for all service costs. This includes labor, parts, and shipping.

ICON Vehicle Dynamics warrants to the original retail purchaser who owns the vehicle on which the product was originally installed. ICON Vehicle Dynamics does not warrant the product for finish, alterations, modifications and/or installation contrary to ICON Vehicle Dynamics instructions. ICON Vehicle Dynamics products are not designed, nor are they intended to be installed on vehicles used in race applications, for racing purposes or for similar activities. (A "race" is defined as any contest between two or more vehicles, or a contest of one or more vehicles against the clock, whether or not such contest is for a prize). This warranty does not include coverage for police or taxi vehicles, race vehicles, or vehicles used for government or commercial purposes. Also excluded from this warranty are sales outside of the United States of America and Canada.

ICON Vehicle Dynamics' obligation under this warranty is limited to the repair or replacement, at ICON Vehicle Dynamics' discretion, of the defective product. Any and all costs of removal, installation or re-installation, freight charges and incidental or consequential damages are expressly excluded from this warranty. Items that are subject to wear are not considered defective when worn and are not covered.

ICON Vehicle Dynamics components must be installed as a complete kit as shown in our current application guide. Any substitutions or exemptions of required components will immediately void the warranty. Some finish damage may happen to parts during shipping and is not covered under warranty.

This warranty is expressly in lieu of all other warranties expressed or implied. This warranty shall not apply to any product that has been improperly installed, modified or customized subject to accident, negligence, abuse or misuse.

To send a shock in for warranty please visit our website <http://www.iconvehicledynamics.com/tech-support/shock-service/>

## ICON VEHICLE DYNAMICS

PERFORMANCE SUSPENSION SYSTEMS AND SHOCK ABSORBERS

7929 Lincoln Ave. Riverside, CA 92504 Phone: 951.689.ICON Fax: 951.689.1016  
[www.iconvehicledynamics.com](http://www.iconvehicledynamics.com)



FOLLOW US ON FACEBOOK!

