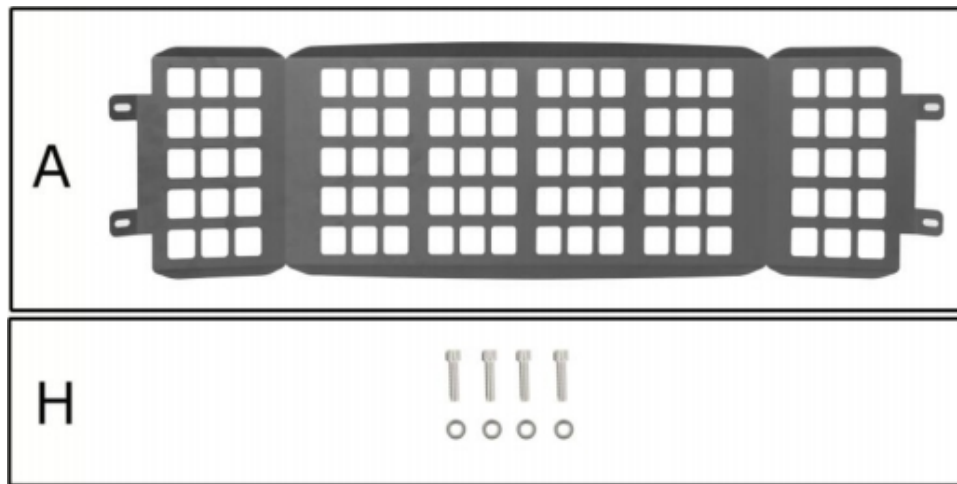


# REDROCK<sup>4X4</sup>

## Overhead Molle Panel

TT22870  
2005-2015 TACOMA

### (1) Contents:



### (2) Tools required:

- a. 5mm Allen Key/Socket;



### **(3) Installation time:**

About 40 minutes, 1-2 people needed. Install time may differ according to your mechanical skill level.



(PLEASE VERIFY ALL PARTS ARE PRESENT AND READ INSTRUCTIONS CAREFULLY BEFORE STARTING INSTALLATION!)

### **(4) Installation instruction:**

**Step 1:** Remove both rear seat grab handle with a 5mm Allen wrench.



**Step 2:** Install the Part "A" with the Part "H".





**Step 3 :** The installation is now complete.

