

MAXIMUS-3



JK / JL / JT

TOWING TIE ROD & ADAPTERS

SKU: UN1020TR | UN1009TA/TR | UN1020TB | UN1021TR

Approximate Installation Time: 1 Hour

Installation Difficulty Level: Easy

Please make sure you read and understand the entire installation guide before you start. We expect you to have basic mechanical abilities to perform this installation.

We recommend that you separate and identify all the parts and hardware kits you received with your shipment before you proceed to disassemble your bumper.



Please read before you proceed to install

Please read all instructions before installing your tow bar, recovery loops, adapters, tie rod & pins. Failure to install properly can result in non-warranty damage, property damage, personal injury or death. When flat towing always make sure you regularly check your equipment & pins to ensure all products are secure. Maximus-3 is not responsible for any damage caused from improperly installed products, property damage, personal injury or death.

The Maximus-3 Towing Tie Rod is mandatory for anyone who flat tows a Jeep with Maximus-3 Tow Loops. This is the safest way to tow your Jeep to avoid premature failure of the product and damage to your Jeep in the event of towing brake system (surge brakes system) malfunction or failure. The Maximus-3 Towing Tie Rod will triangulate your tow bar at the adapter connections to keep your towing load forces straight into the setup and preventing any side loads. If you tow without the Towing Tie Rod and your towing brake system fails or is out of settings (delayed braking response), your Jeep will ram into the tow bar arms (open V-shape) causing the arms to repeatedly push the Tow Loop tabs outwards which can cause damage to both the Tow Loops and the vehicle frame. Follow these instructions precisely. Maximus-3 is not liable for any damage caused by improperly installed products. It is the purchaser's responsibility to ensure both the installation and maintenance is performed properly as set forth in this guide. We recommend using anti-seize paste on all non-thread lock bolts.

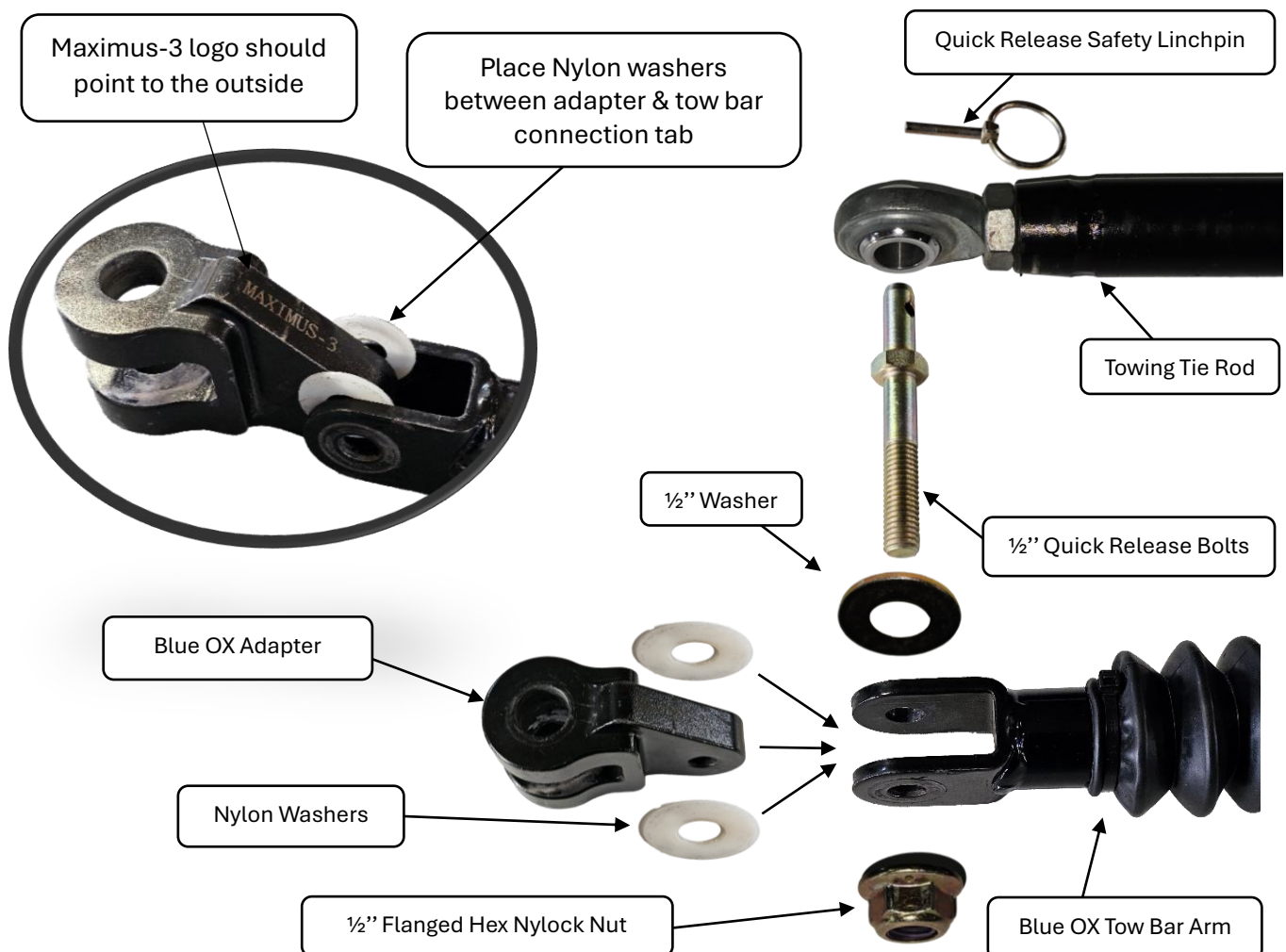
Tie Rod

Component List	QTY
Towing Tie Rod	1
½" Hex Bolt (permanent bolt)	1
½" Quick Release Bolts	2
½" Flanged Nylock Nut	2
½" Flat Washers	2
Quick Release Safety Linchpins	3


Adapters

Component List	QTY
Adapters	2
7/8" Clevis Pins	2
Quick Release Safety Linchpins	3
Nylon Washers	4

FOR BLUE OX TOW BAR ASSEMBLY



FOR ROADMASTER/DEMCO/READY BRUTE TOW BARS ASSEMBLY



Step 1

Connect adapters to the tow bar. Refer to assembly diagrams above corresponding to your tow bar make. When step 1 is finished it should be as shown below.

NOTE: Attach the Tie Rod on one side first.

NOTE: You can choose to have two quick disconnect ends, or with one end permanently bolted.

Quick Disconnect Bolt set up

Allows for complete removal of the Tie Rod.

Permanent Bolt set up

Allows for removal of one end of Tie Rod to be folded up with the Tow Bar.



Quick Disconnect Bolt




Permanent Bolt Setup (1/2" Hex Bolt)




Step 2

Use the 7/8" Pins to attach the adapters to the tow loops, then insert Safety Linchpins.



Step 3

- A. Attach the Tie Rod to the other side.
- B. Twist to adjust the length of the Tie Rod.
- C. Secure all the pins and make sure everything is tightened and secured properly.
- D. Tighten jam nuts on both ends of the tie rod to set the length.



⚠ WARNING ⚠

You must use the pins included with this kit to connect to your tow bar. Failure to do so may result in non-warranty damage, personal injury or death.

The Maximus-3 Towing Tie Rod is mandatory for anyone who flat tows a Jeep with Maximus-3 Tow Loops. This is the safest way to tow your Jeep to avoid premature failure of the product and damage to your Jeep in the event of towing brake system (surge brakes system) malfunction or failure. The Maximus-3 Towing Tie Rod will triangulate your tow bar at the adapter connections to keep your towing load forces straight into the setup and preventing any side loads. If you tow without the Towing Tie Rod and your towing brake system fails or is out of settings (delayed braking response), your Jeep will ram into the tow bar arms (open V-shape) causing the arms to repeatedly push the Tow Loop tabs outwards which can cause damage to both the Tow Loops and the vehicle frame. Follow these instructions precisely. Maximus-3 is not liable for any damage caused by improperly installed products. It is the purchaser's responsibility to ensure both the installation and maintenance is performed properly as set forth in this guide. We recommend using anti seize paste on all non-thread lock bolts.