


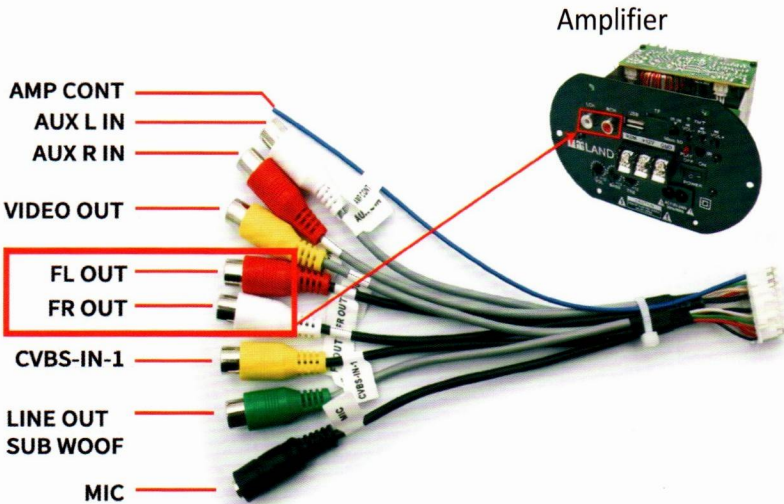
■ Back Camera



1. Find A6 pin and peel the wire, connect it with ③
2. ① and ⑤ connect to reverse light +
3. ② Connect to reverse light -

Noted: Usually the radio have canbus box, no need to connect to A6.
If not trigger the reverse, then need to connect to A6.

■ RAC




If you need Tech Support or have any question with the Device, please connect us

Email: ustopdisplay@gmail.com

TEL: 5857107939

Important

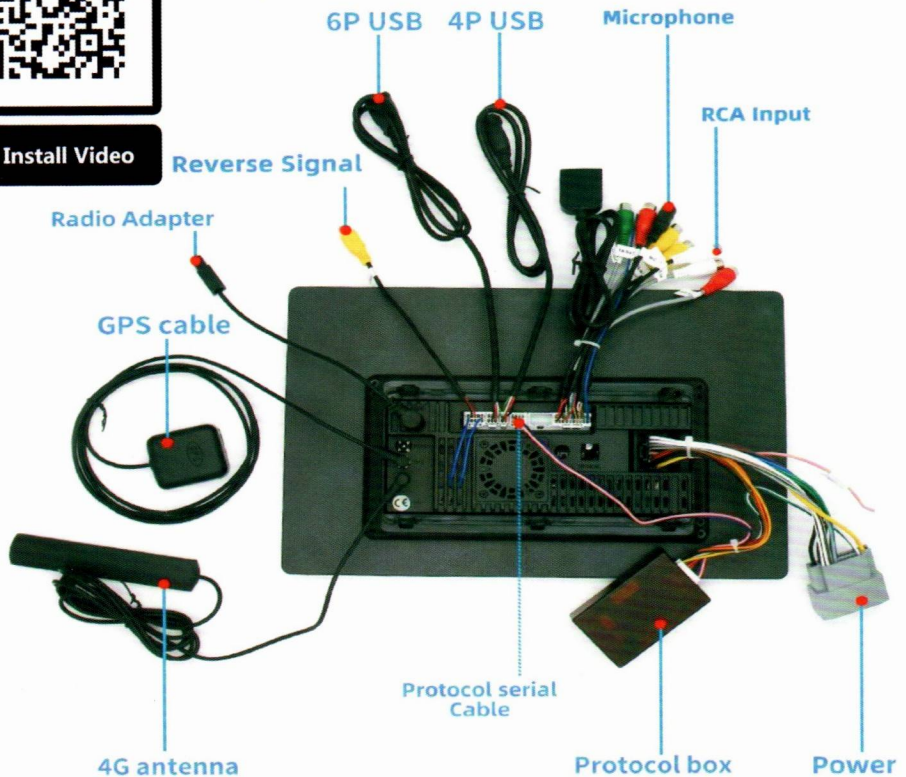
- This is the reverse camera signal wire. It have the bluetooth and Wifi antenna on it.
So MUST CONNECT IT TO RADIO, to have better performance for BT and Carplay/AA.



■ Wire Diagram



▶ Install Video



If you need Tech Support or have any question with the Device, please connect us

Email: ustopdisplay@gmail.com TEL: 5857107939