



Installation Instructions - JLT Cold Air Intake
2018-2020 Jeep Wrangler JL 3.6L; 2020 Jeep Gladiator 3.6L
Part # CAI-JWJL-18

Thank you for purchasing our product. We hope you are satisfied with the look and performance. If you have any questions, please feel free to call us first before going to the internet. Take your time and it will be a smooth install.

Please review complete instructions prior to installing.


Step#	
1	Verify you have all the following parts included in the kit: (1) JLT Heat Shield, (1) Aluminum Reducer and (1) 3.5"x8" Air Filter
2	Gather all the following tools needed for the installation: 5/16 or 8mm Nut Driver
3	Loosen clamp at the airbox.
4	Remove the 4 bolts holding the airbox lid to the lower box. 
5	Remove the lid and air filter.
6	Install aluminum reducer into JLT air filter and tighten clamp. 

- 7** Use the factory bolts and secure the JLT heat shield to the factory lower air box.



- 8** Slide the end of the air filter down into the box and the aluminum reducer into the factory inlet tube. Tighten the clamp.

Installation is complete.



Oil Filter: The frequency you should clean your filter will depend on your driving conditions. It is recommended to check your filter at every oil change or 3,000 miles. If there is a buildup of dirt as thick as the wire mesh, then it is time to clean your filter.

To properly clean your oil filter, we recommend the S&B Precision Cleaning & Oiling Kit (located in the Parts Sold Separately Section of our website, www.JLTtruecoldair.com).

Thanks for the business. If you have any questions, please e-mail info@JLTtruecoldair.com or call 757-335-1940. Our hours are Monday-Friday. 8:00am – 5:00pm Eastern Time.

JLT Performance Lifetime Satisfaction Guarantee. We want you to be a JLT Performance customer for life! Your new JLT Performance product is warranted to be free from defects in materials and workmanship for the life of the *original retail purchaser*, subject to the limitations contained in our warranty found here.

www.jlttruecoldair.com/warranty

We guarantee workmanship, tunability and even a pathway to discounted upgrades for substantially improved items.

Return Policy: All returns will be subject to a 10%-25% restocking fee. Air Filters will not be accepted for return unless they are in original plastic sealed bag. Please visit www.JLTtruecoldair.com for complete return policy.

Disclaimer: JLT Performance Inc. makes no warranties whatsoever, expressed, or implied, oral, or written to any purchasers, except the warranty above. JLT Performance Inc. hereby specifically excludes from any implied warranty of merchantability or implied warranty of incidental, secondary, or consequential damages of any kind whatsoever. All purchasers and users of products manufactured by JLT Performance Inc. agree to hold harmless and indemnify JLT Performance Inc. from all claims arising from their use. Failure to receive notice of any or the limitations contained in this disclaimer shall not serve to extend liability to JLT Performance Inc. for any claims arising out of use of its products.