



# **EXTREME HD ROCKER STEPS**

(2007-2018 WRANGLER JK - 4 DOOR)

---

## INSTALLATION INSTRUCTIONS

### CONTENTS

---


(1) LH Rocker Step  
(1) RH Rocker Step

### TOOLS REQUIRED

---


16mm Socket  
Ratchet

SKU # J164369



## STEP 1


Locate the (3) body mounts that run along the frame of the vehicle.



## STEP 2

Remove (2) 16mm nuts from the vehicle body mount.

Repeat this step for the remaining body mounts.



## STEP 3

Place the rocker step onto the mounting studs on the body mount. Secure the rocker step to the vehicle using the previously removed (2) 16mm nuts per body mount. Evenly torque each mounting nut to 40 ft. lbs.



## STEP 4

Repeat steps 1-3 to the opposite side of the vehicle.

Installation is now complete.