



MESH SUN SHADE - FRONT AND REAR

(2007-2018 WRANGLER JK - 4 DOOR)

INSTALLATION INSTRUCTIONS


CONTENTS

- (1) Front Mesh Sun Shade
- (1) Rear Mesh Sun Shade
- (20) 8" Elastic Bands
- (4) 14" Elastic Bands

TOOLS REQUIRED

N/A


SKU #
J156706 / J156707 / J156708



**STEP 1
(FRONT)**


Using (10) 8" elastic bands, install the front sun shade to the vehicle roll bars.

Note: The rear (2) elastic bands route through the hard top mounting point holes in the roll bar.



**STEP 2
(FRONT)**


Using (2) 14" elastic bands, install the rear corners of the mesh top to the vehicle roll bar corners.



**STEP 3
(REAR)**

Using (10) 8'' elastic bands, install the rear sun shade to the vehicle roll bars.

Note: The front (2) elastic bands route through the hard top mounting point holes in the roll bar.



**STEP 4
(REAR)**

Using (2) 14'' elastic bands, install the front inner corners of the mesh top to the vehicle roll bar.



STEP 5

Installation is now complete.