



www.skyjacker.com

# 2018 Jeep Wrangler JL Dual Steering Stabilizer Installation Instructions

## REQUIRED TOOL LIST:

- Safety Glasses
- Metric / Standard Sockets & Wrenches
- Adjustable Pliers
- Measuring Tape
- Torque Wrench



Before beginning the installation, thoroughly & completely read these instructions & the enclosed driver's WARNING NOTICE. Affix the WARNING decal in the passenger compartment in clear view of all occupants. Please refer to the Parts List to insure that all parts & hardware are received prior to the disassembly of the vehicle. If any parts are found to be missing, contact SKYJACKER® Customer Service at 318-388-0816 to obtain the needed items. If you have any questions or reservations about the installation of this product, contact SKYJACKER® Technical Assistance at 318-388-0816.

## Important Note:

- Steering stabilizer boots are not included with this dual stabilizer kit to maintain proper clearances.



## Component Box Breakdown:

### Part #: 7208 / 8208 / 9208

Item #	Description	Qty	Item #	Description	Qty
7500WS	WHITE STEERING DAMPER (Included With 7208)	2	MXSD-S	BLACK MAX STABILIZER DECAL (Included With 8208)	2
8500BS	BLACK STEERING DAMPER (Included With 8208)	2	SSD	SILVER STABILIZER DECAL (Included With 9208)	2
9500WS	SILVER STEERING DAMPER (Included With 9208)	2	HB-7208	HARDWARE BAG: 7208 / 9208 (Included With 7208 / 9208)	1
7208-MB	MAIN BRACKET	1	HB-8208	HARDWARE BAG: 8208 (Included With 8208)	1
HYDRO 4.75-CL	HYDRO STABILIZER DECAL (Included With 7208)	2	I-7208	INST SHEET: 7208 / 8208 / 9208	1

## Hardware Bag Breakdown:

### Part # HB-7208 (Included With 7208 / 9208)



Item #	Description	Qty	Item #	Description	Qty
7203-FP	FRONT PLATE BRACKET	1	STEM BUSH-SST	STEM BUSHING	4
7208-D	DRIVER BRACKET	1	516X112X214U	5/16 X 1 1/2 X 2 1/4 U-BOLT RD	4
7208-P	PASSENGER BRACKET	1	516FSCTN	5/16 SERRATED CRSE NUT	8
140629	EB6 STUD BAG	2	38X234X312U	3/8 X 2 3/4 X 3 1/2 U-BOLT RD	2
142120	STABILIZER WASHER PKG	2	38FSCTN	3/8 SERRATED CRSE NUT	4
HOURGLASS 5/8	HOURGLASS 5/8 BUSHING	2			

### Part # HB-8208 (Included With 8208)


Item #	Description	Qty	Item #	Description	Qty
7203-FP	FRONT PLATE BRACKET	1	STEM SST-K	STEM BUSHING	4
7208-D	DRIVER BRACKET	1	516X112X214U	5/16 X 1 1/2 X 2 1/4 U-BOLT RD	4
7208-P	PASSENGER BRACKET	1	516FSCTN	5/16 SERRATED CRSE NUT	8
140629	EB6 STUD BAG	2	38X234X312U	3/8 X 2 3/4 X 3 1/2 U-BOLT RD	2
142120	STABILIZER WASHER PKG	2	38FSCTN	3/8 SERRATED CRSE NUT	4
HG5815-K	HOURGLASS 5/8 BUSHING	2			

## Installation:


1. Park the vehicle on a flat / level concrete or asphalt surface with the front tires / wheels pointing straight forward.
2. Set the emergency brake & block the rear tires / wheels.
3. Install the new Skyjacker studs to the new Skyjacker main bracket using a 3/4" socket / wrench & adjustable pliers. (See Photo # 1)
4. Install the new Skyjacker main bracket under the front differential against the front differential housing using the supplied 3/8" x 2 3/4" x 3 1/2" u-bolts, 3/8" serrated nuts, & a 9/16" socket / wrench. (See Photo # 2)
5. Install the new Skyjacker polyurethane bushings into each eyelet of the new steering stabilizers.
6. Extend the new Skyjacker steering stabilizers 3 1/4", (exactly halfway). The center to center length will be 13 1/2" when the new steering stabilizers are half way out. (See Photo # 3)



7. Install the new Skyjacker steering stabilizers to the new studs on the new main bracket & install the supplied 1/2" flat washers. (See Photo # 4)
8. Install the new Skyjacker front plate using the supplied 1/2" lock washers, 1/2" nuts, & a 11/16" socket / wrench. (See Photo # 5)
9. Install the new Skyjacker driver & passenger side tie rod brackets to the OEM tie rod using the supplied polyurethane stem bushings, stem washers, 5/16" x 1 1/2" x 2 1/4" u-bolts, 5/16" serrated nuts, a 1/2" socket / wrench, & 9/16" socket / wrench. **Note:** The new tie rod brackets are to be installed with the curved portion of the new tie rod bracket facing toward the front of the vehicle. (See Photo # 6)



**Photo # 4**



**Photo # 5**



**Photo # 6**

**Final Notes:**

- After the installation is complete, double check that all nuts & bolts are tight. Refer to the following chart for the proper torque specifications. (Do not retighten the nuts & bolts where thread lock compound was used.)
- Cycle the steering of the vehicle left to right & check all parts for adequate clearance.
- After the first 100 miles, check all hardware for the proper torque & periodically thereafter.

<b><u>TORQUE SPECIFICATIONS</u></b>					
<b><u>INCH SYSTEM</u></b>			<b><u>METRIC SYSTEM</u></b>		
<b>Bolt Size</b>	<b>Grade 5</b>	<b>Grade 8</b>	<b>Bolt Size</b>	<b>Class 8.8</b>	<b>Class 10.9</b>
5/16	15 FT LB	20 FT LB	6MM	5 FT LB	9 FT LB
3/8	30 FT LB	35 FT LB	8MM	18 FT LB	23 FT LB
7/16	45 FT LB	60 FT LB	10MM	32 FT LB	45 FT LB
1/2	65 FT LB	90 FT LB	12MM	55 FT LB	75 FT LB
9/16	95 FT LB	130 FT LB	14MM	85 FT LB	120 FT LB
5/8	135 FT LB	175 FT LB	16MM	130 FT LB	165 FT LB
3/4	185 FT LB	280 FT LB	18MM	170 FT LB	240 FT LB

- The above specifications are not to be used when the bolt is being installed with a bushing.

**Seat Belts Save Lives, Please Wear Your Seat Belt.**



***Jesus Christ Died For You.***

John 3:16

For God so loved the world that He gave His only Son, so that everyone who believes in Him should not perish, but have everlasting life.  
Romans 3:23

For all have sinned; all fall short of God's glorious standard.  
Ephesians 2:8

God saved you by his special favor when you believed. And you can't take credit for this; it is a gift from God.  
Psalms 18:2

The Lord is my Rock, my fortress, and my savior; my God is my Rock, in whom I find protection. He is my shield, the strength of my salvation, and my stronghold.  
Romans 10:9-10

That if you shall confess with thy mouth the Lord Jesus, and shall believe in your heart that God hath raised him from the dead, you shall be saved. For with the heart man believeth unto righteousness; and with the mouth confession is made unto salvation.

**Pray This Simple Prayer:**

God, I come to You admitting I have sinned against You and I need you to take control of my life. The Bible says anyone who calls on the name of the Lord will be saved. I am calling on You, Jesus. I ask that You come live in my heart and be the Lord over my life today. I do believe You died on the cross for me and came back to life to give me life! Thank You, Lord Jesus for a new life in You!

Now, go and tell somebody about your new life in Jesus, get a Bible, begin to read it, and go to a Bible believing church.

If you would like someone to pray with you, call Kenneth Copeland Ministries anytime at 800-600-7395.

To listen to commercial free Christian radio on the web, go to [www.887fm.org](http://www.887fm.org)

***Jesús murió por ti.***

Juan 3:16

“Porque tanto amó Dios al mundo, que dio a su Hijo unigénito, para que todo el que cree en él no se pierda, sino que tenga vida eterna.”  
Romanos 3:23

“Pues todos han pecado y están privados de la gloria de Dios.”  
Efesios 2:8

“Porque por gracia ustedes han sido salvados mediante la fe; esto no procede de ustedes, sino que es el regalo de Dios.”  
Salmos 18:2

“El Señor es mi roca, mi amparo, mi libertador; es mi Dios, el peñasco en que me refugio. Es mi escudo, el poder que me salva, ¡mi más alto escondite!”  
Romanos 10:9-10

“9 Que si confi esas con tu boca que Jesús es el Señor, y crees en tu corazón que Dios lo levantó de entre los muertos, serás salvo. 10 Porque con el corazón se cree para ser justificado, pero con la boca se confi esa para ser salvo.”

**Ahora dí esta simple oración:**

Dios, vengo a Ti y admito que he pecado contra Ti, necesito que tomes el control de mi vida. La Biblia dice que todo aquel que invoca el nombre del Señor escapará con vida. En este momento yo clamo ante Ti, Jesús; te pido que vengas a vivir en mi corazón y que tomes el control de mi vida. ¡Yo creo que tu moriste en la cruz y resucitaste para darme vida! ¡Gracias Señor Jesús, por una nueva vida que tengo en Ti! Amen.

Ahora ve y dile a alguien sobre la nueva vida que tienes en Cristo. Compra una Biblia y empieza a leerla. Busca una Iglesia que cree en la Biblia y hazte parte de esa Iglesia.

Si te gustaría orar con alguien, puedes llamar a este número 800-600-7395

Puedes ir a este sitio de Internet para escuchar música Cristiana sin anuncios, [www.887fm.org](http://www.887fm.org)

**Check out our favorite ministries at:**

[www.innministries.org](http://www.innministries.org)

[www.familychurch.org](http://www.familychurch.org)

[www.kcm.org](http://www.kcm.org)

