


TOMAHAWK GRILLE

SKU # AMFMEA00105


Product Installation Instructions

Fits 21-23 Ford Bronco



STEP 1

Remove the 8 clips and remove the cover panel. Remove the 4 screws, unplug the wire harness and pull the original grille from the vehicle.




STEP 2

Remove the 12 clips from the back of the OEM grille and transfer them to the new grille.




STEP 3

Remove this bracket from the original grille and transfer it to the new grille.



STEP 4

If your vehicle has a camera, you can cut this part to fit the camera.



STEP 5

The red wire connects to the ACC, the black wire connects to the negative of battery.



STEP 6

Fix all the bolts and clips and finish installation of new grille.